

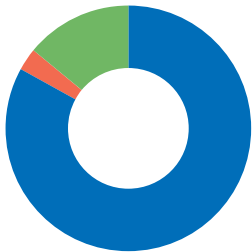
# First-Year UB Students by the Numbers

UB attracts the best and brightest students from our region, across the country and around the world. UB's first-years are smart, dynamic and unique. With a passion for community engagement and high expectations for their college experience, our students chose UB for the opportunities only offered at a top institution like ours.

**Giving them a great first-year experience starts HERE.**


THIS DATA IS BASED UPON 2021 ENROLLED FIRST-YEAR STUDENTS CONFIRMED AT OCT. 2021 CENSUS.

## ENROLLMENT BY RESIDENCY



- New York State / **85%**
  - Western NY: **37%**
  - Metro NY: **37%**
  - Central NY: **17%**
  - Eastern NY: **9%**
- International / **13%**
- Out-of-state Domestic / **2%**

## ENROLLMENT BY RACE/ETHNICITY



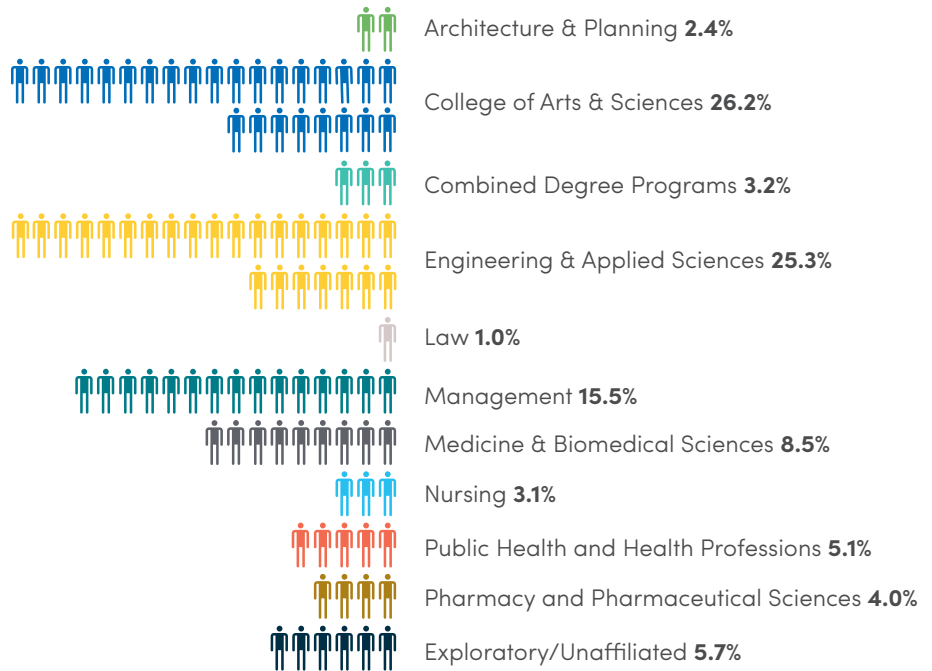
- American Indian, Alaska Native, Native Hawaiian or other Pacific Islander, non-Hispanic / **0.4%**
- Race/Ethnicity Unknown / **3.3%**
- Two or more races, non-Hispanic / **3.8%**
- Black or African American / **9.0%**
- Hispanic / **9.6%**
- Nonresident aliens / **9.9%**
- Asian, non-Hispanic / **17.7%**
- White, non-Hispanic / **46.3%**

## TOP 5 MAJORS

(AT ENROLLMENT)

- 1 Business Administration
- 2 Computer Science
- 3 Exploratory
- 4 Biomedical Science
- 5 Psychology

## ENROLLMENT BY DECANAL UNIT



## BY THE NUMBERS

**54%**  
of first-year students received some form of financial aid

**15.41**  
average credit load for first-year students

**19%**  
of first-year students were first-generation students

**35%**  
received a Pell Grant

**93%**  
first-to-second-semester retention rate

**83%**  
first-year retention rate

# HABITS AND PERSONALITY TRAITS

Our 2021 first-year students were asked to rate their expectations about activities and outcomes at UB. The following indicated there was a very good chance that they would...



Get a job to pay for college expenses

**57%**



Thought they would change their major

**9%**

(Note: Nationally, over 80% of students change their major at least once before graduating.)

## STUDENT PERSPECTIVE

*“What do you wish faculty/staff at UB knew?”*

*“I wish they would have told us it takes time to adjust and that’s okay.”*

*“We are taking so many other classes and trying to balance it all.”*

*“I would have liked faculty to be much more reassuring on the first day that we could do it.”*

*“It is not always laziness why we aren’t participating, sometimes the classes are too big to feel comfortable.”*

*“We are overwhelmed.”*

Students reported that at the start of their first semester they needed the most growth in skills related to time management, oral communication and synthesis.

## National Trends

The following information is from the 2021 Higher Education Research Institute & Cooperative Institutional Research Program (CIRP) Your First College Year Survey. More information from the various CIRP surveys can be found at [heri.ucla.edu](https://heri.ucla.edu).

-----> **Colleges and universities need to be prepared to support students’ mental and physical health concerns as they arrive on campus:**

- **54%** frequently felt anxious
- **82%** were at least somewhat stressed about their mental health
- **63%** were at least somewhat stressed about their physical health
- **75%** were at least somewhat stressed about health of a loved one

-----> **Many students still had difficulty adjusting:**

- **50%** had difficulty adjusting to the academic demands of college
- **61%** found it difficult to manage time effectively
- **55%** had difficulty developing effective study skill

-----> **Students are community-oriented and civically engaged:**

- **70%** agree that they see themselves as part of the campus community
- **45%** publically communicated their opinion about a cause (e.g., blog, email, and petition)
- **42%** performed or planned to perform volunteer work
- **82%** agreed that faculty are those who empowered them to learn